



District Report Card: 2017


State: Gujarat	District: Bhavnagar
Class: 8	Subject: Science
Schools: 51	Students: 1273


Participation/Coverage


Students

GENDER 	Boys		Girls	
	Number	%	Number	%
	606	47.60	667	52.40

AREA 	Rural		Urban	
	Number	%	Number	%
	927	72.82	346	27.18

CATEGORY 	SC		ST		OBC		GEN	
	Number	%	Number	%	Number	%	Number	%
	71	5.58	11	0.86	1073	84.29	118	9.27

CWSN 	LD	VI	HI	S&LD	ID	Oth
	0	0	1	0	4	26

Management 	Government		Government-aided	
	Number	%	Number	%
	1183	92.93	90	7.07

Average Performance of Students in Science (%)

Overall	Gender		Area		Management		Social Group			
	Male	Female	Rural	Urban	Govt.	Aided	SC	ST	OBC	GEN
59.94	59.05	60.74	64.26	48.34	61.60	38.07	60.75	53.94	60.06	58.93

Performance on Learning Outcomes (LOs)

Learning Outcomes	Description	Average Performance(%)
SCI703	Classifies materials and organisms based on properties/characteristics	61.92
SCI704	Conducts simple investigation to seek answers to queries	51.73
SCI705	Relates processes and phenomenon with causes	56.91
SCI708	Measures and calculates e.g., temperature; pulse rate; speed of moving objects; time period of a simple pendulum, etc.	65.44
SCI710	Plots and interprets graphs	55.19
SCI711	Constructs models using materials from surroundings and explains their working	52.04
SCI801	Differentiates materials, organism and processes	68.88
SCI804	Relates processes and phenomenon with causes	52.20
SCI805	Explains processes and phenomenon	55.81
SCI807	Measures angles of incidence and reflection, etc.	54.83
SCI811	Applies learning of scientific concepts in day-to-day life	60.21
SCI813	Makes efforts to protect environment	71.25

Range of Performance of Students who Answered Correctly							
Below 30%		30% - 50%		50% - 75%		Above 75%	
Number	%	Number	%	Number	%	Number	%
157	12.33	259	20.35	496	38.96	361	28.36

Lowest Performing Learning Outcomes (LOs)

- 1 - Conducts simple investigation to seek answers to queries (51.73)
- 2 - Constructs models using materials from surroundings and explains their working (52.04)
- 3 - Relates processes and phenomenon with causes (52.20)
- 4 - Measures angles of incidence and reflection, etc. (54.83)
- 5 - Plots and interprets graphs (55.19)